

SERIES

5
DF
DS
DV



5090 // 5095 // 5100 // 5105 // 5115
DF/DS/DV
CAB
STAGE V



// SERIES 5 DF/DS/DV

- > Offered as three width versions, with 3 or 4 cylinder engines and with a wide choice of configurations and options, the Series 5 DF/DS/DV is the most comprehensive range of high-tech specialised tractors currently available on the market
- > The robust, modular and efficient transmission, available with a progressively engaged electrohydraulic reverse shuttle and with up to 45 speeds in both directions allows for a maximum road speed of 40 km/h attained at engine economy speed
- > Compact hood for unobstructed forward visibility and outstanding agility
- > Spacious cabs with an all-flat floor and plenty of room for the operator
- > The ergonomically organised controls and joystick controller available for the distributors make working more comfortable than ever
- > Larger capacity tanks: up to 100 litres of fuel for working even longer without stopping
- > More power, more torque and more efficiency than the previous generation
- > Wet disc brakes as standard on all 4 wheels, and available with an independent wheel suspended front axle
- > Available with innovative Pneutrac tyres, for less soil compaction and even more traction




5 DF

- > Overall width from 1441 to 1671 mm
- > Electronically controlled lift as standard with a lift capacity of up to 3940 kg and implement oscillation damping system
- > Comprehensive choice of tyre sizes, from 280/70 R16 (front) and 360/70 R24 (rear) to 280/70 R20 (front) and 440/65 R28 (rear)

5 DF/DS/DV.

THE SPECIALIST PAR EXCELLENCE.





5 DS

- > Overall width from 1269 to 1517 mm
- > Electronically controlled lift as standard with a lift capacity of up to 2600 kg and implement oscillation damping system
- > Comprehensive choice of tyres, including versions with special tread for municipal applications, in sizes from 240/70 R16 (front) and 360/70 R24 (rear) to 280/70 R18 (front) and 420/70 R28 (rear)




5 DV


- > Overall width from 1166 to 1317 mm
- > Transmission with 5 speed main gearbox and OverSpeed function, for a maximum road speed up to 40 km/h even with 20" rear tyres.
- > Comprehensive choice of tyre sizes, from 240/70 R16 (front) and 380/70 R20 (rear) to 260/70 R16 (front) and 320/70 R24 (rear)



Offered with 1166 to 1671 mm width max., the new Series 5 DF/DS/DV is directed decisively towards maximum productivity and efficiency in the tightest of spaces. With new, more powerful and cost-effective 4- or 5-speed modular transmissions, 4 wheelbase lengths from 2044 to 2216 mm and powerful hydraulic systems with many variants, the new models offer greater scope for configuration, presenting themselves once again as the benchmark in terms of safety, comfort and productivity. The flat floor cabin, available in different width according to the model and tyre size, offers exceptional levels of comfort thanks to Hydro-Silent Block suspension and ergonomic layout of the side console.



// TOTAL CONFIG



DEUTZ-FAHR has made this family of tractors extraordinarily configurable to let you build the perfect machine for the needs of your job.

URABILITY



// ENGINE

Higher torque and higher power to maximise your output.

The beating heart of the new Series 5 DF/DS/DV are the multiple award-winning FARMotion 35 and 45 engines, that are now not only Stage V compliant but also more powerful and fuel efficient than before. On top of this, scheduled service intervals have now been extended to 600 hours.

The new Series 5 DF/DS/DV is powered by the latest evolution of the FARMotion 35 and FARMotion 45 engines, powerplants developed with the best technological solutions currently existing for diesel engines and conceived specifically to cater for the needs of agricultural applications. Offered as 3 and 4 cylinder versions, the engines of the new family are extremely compact in size, even offering the highest displacement in the market, contributing to the excellent forward visibility and generous maximum steering angle of these tractors.

Together, features such as the innovative geometry of the combustion chamber, fully electronically managed Common Rail injection (with injection pressures up to 2000 bar), the viscostatic fan and a PowerCore air filter form an impressive package of high-tech solutions allowing the new Series 5 DF/DS/DV to minimise fuel consumption and maximise productivity. The innovative technology introduced to attain compliance with Stage V emissions standards has been wisely integrated in the vehicle by DEUTZ-FAHR. The new 5 DF/DS/DV Stage V models keep the same overall best in class dimensions of their predecessors, therefore the Stage V upgrade did not impact on visibility and manoeuvrability, that are crucial requisites of a specialised tractor.

FARMotion 35 and 45 can even run with alternative fuels, being officially certified to run with HVO (Hydrotreated Vegetable Oil). 5 DF/DS/DV tractors are therefore ready to tackle the challenges of the agriculture of tomorrow, such as increasing environmental sustainability through CO2 reduction.

HIGHLIGHTS

- > Improved efficiency and more torque and power for all models
- > Viscostatic fan for reduced power loss
- > Scheduled oil change intervals extended to 600 hours
- > Automatic hydraulic valve adjustment for minimised maintenance
- > Extended operating range due to lower fuel consumption and larger new fuel tanks (up to 100 litres)
- > Easy starting even in very cold conditions
- > HVO certified





> Clean and organised under bonnet layout.



> Fuel tank for super narrow mid mounted implements.

// TRANSMISSION AND PTO

Transmissions and PTOs tailored for the needs of your job.

The transmissions equipping the new DEUTZ-FAHR Series 5 DF/DS/DV combine supreme efficiency with extraordinary reliability. With a 4-speed main gearbox, 3 ranges and a synchronised reverse shuttle (for a total of 12+12 speeds), even the base configuration allows for a top speed of 40 km/h. Alongside this is a variant with a 5-speed main gearbox and 3 ranges, for 15+15 speeds in total, which allows for a top speed of 40 Km/h attained at an economical engine speed of around 1800 rpm (with 28" rear tyres). Both configurations can also be equipped with an underdrive gear, engaged from a control integrated in the ergonomically placed reverse shuttle lever under the steering wheel, which doubles the number of

forward ratios available, for a total of 24+12 or 30+15 speeds. For even greater versatility, all the models can be equipped even with a 2-stage Powershift transmission (Hi-Lo) or with a 3-stage (HML) Powershift, to offer 45 speeds in total in both drive directions.

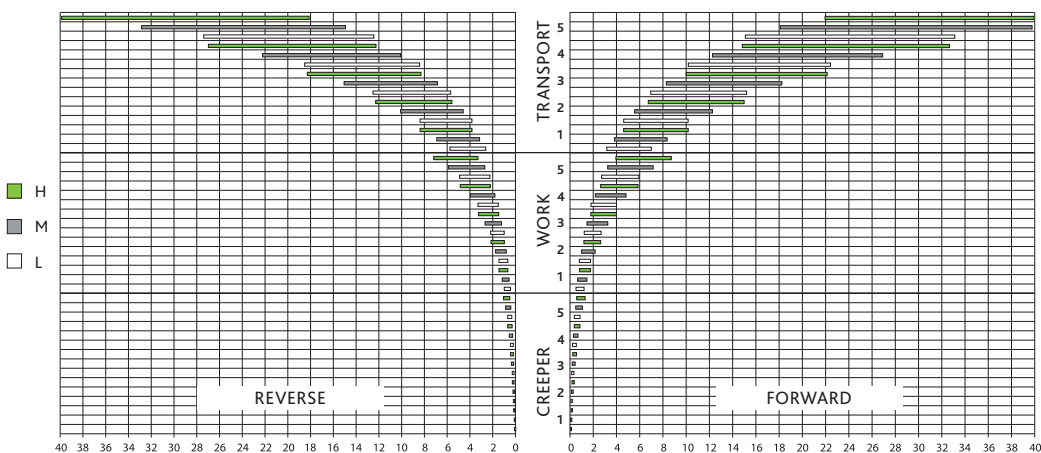
In this configuration, the tractor can work at ground speeds as low as 203 m/h (170 m/h with smallest tires available) at maximum engine speed in the lowest ratio available, at the same time reaching 40 kph ECO - with reduced engine rpm. 5 DF/DS/DV are also available with a hydraulic reverse shuttle with the SenseClutch function, which offers 5 user-selectable responsiveness settings. It includes also the



> Mechanical shuttle with ergonomic lever on steering column.



> PowerShuttle with SenseClutch 5-levels adjustment.



> HML transmission with 3-Powershift steps allows 45 speeds both in forward and in reverse direction.

HIGHLIGHTS

- > 7 choices of transmission from 12+12 up to 45+45
- > Mechanical shuttle or PowerShuttle availability
- > Stop&Go, ComfortClutch and SenseClutch functions always available with PowerShuttle
- > Up to 3 PTO speeds, Auto PTO function as standard on PowerShuttle models
- > Ground Speed PTO available

Stop&Go function, which lets the operator stop and hold the tractor and set off using the brake pedals only, and the ComfortClutch function, for shifting gear by simply pressing a button on the gear lever without using the clutch pedal. The PTO also offers extensive possibilities for configuration. All tractors come as standard with 540 rpm and 540ECO speed modes, selectable either with an external control or a practical control in the cab. Different PTO output shafts are also available, with a choice of conventional fixed shafts or versatile splined removable output stub shafts, while practical controls replicated on the rear mudguards are available

to allow control from outside the tractor. To extend the capabilities of the tractor, 1000 rpm (rear and front) or groundspeed modes are also available in addition to the standard 540/540ECO speed modes. All versions with electrohydraulic PTO activation come with the Auto PTO function, which activates and deactivates the PTO automatically in relation to lift position.




// HYDRAULICS AND LIFTS

Incredibly configurable systems with all the power and precision you need.

The new Series 5 DF/DS/DV comes with a powerful new hydraulic system offering extraordinary scope for configuration. All the configurations possible include a separate hydraulic circuit for the steering system fed by an independent pump to ensure seamlessly smooth steering action even with the engine at idle speed and while simultaneously using the lift and/or distributors. A wide range of configurations is available for the pumps feeding the lifts and distributors (up to 68 l/min flow rate) and for the hydraulic distributors themselves.

These tractors are available with up to 6 rear hydraulic ways, with hydraulic flow regulator valve and free return. All models can be equipped with up to 5 couplers at the mid mounted position duplicating the rear couplers and also with free return line. The optional new distributor controller joystick lets the operator control 4 different couplers simultaneously with a single hand. Ergonomically positioned for extreme ease of use and height-adjustable to cater for drivers of any stature, this controller joystick is invaluable when working with hydraulically operated implements.

All models, offer as standard the rear lift with an electronic control which integrates a vibration damping function, reducing the oscillation produced by mounted implements and therefore, significantly improving both safety and comfort when driving on roads. On 5 DF models, the rear lift has a maximum capacity of 3940 kg with supplementary cylinders, while maximum lift capacity is 2600 kg on 5 DS and 5 DV versions. All models are available with external lift control buttons on the left hand rear mudguard, hydraulic stabilisers and a powerful front lift with 1500 kg capacity.



> Up to 5 mid-mounted hydraulic ways.



> External buttons for rear lift and PTO to make coupling manoeuvres easy.

HIGHLIGHTS

- > Powerful rear lift with up to 3940 kg capacity
- > Up to 68 l/min hydraulic pump for spool valves and rear lift
- > Independent hydraulic system for steering circuit
- > Rear spool valves with flow regulator
- > Spool valves control with cross lever available as option
- > Up to 5 mid-mounted ways and 1 free return



> Precise draft and position control thanks to electronic rear lift.



> In-cab flow regulator.


// AXLES AND BRAKES


Class-beating technology for increased productivity and safety.

As an alternative to the conventional swing front axle, the new 5 DF/DS/DV tractors are also available with an exclusive adaptive hydro-pneumatic independent front suspension system, which ensures optimised damping action in relation to vehicle speed, steering angle and roll angle for unbeatable comfort and stability. The innovative active front suspension control software also includes Anti-Dive and Anti-Roll functions as standard, which significantly improve both the safety and productivity. Anti-Dive counters sudden front suspension compression under braking to shorten stopping distances, while Anti-Roll automatically adjusts damper stiffness when cornering, stiffening the suspension of the outer wheel to keep the vehicle correctly balanced, improving stability and grip and drastically reducing roll to maximise comfort and safety. The electronic control unit also manages the DTC, an innovative electronically controlled differential which maximises traction by automatically transferring torque to the wheel with the most grip. Also standard are true all-wheel braking, with wet disc brakes on all four wheels, and electro-hydraulically engaged differential locks and 4WD are standard, while automated management of the 4WD system is offered as an option. For even greater operator comfort, 5 DF/DS/DV tractors are available with the optional SDD (Steering Double Displacement) system, which significantly cuts the time and effort necessary for headland turn manoeuvres. Simply pressing the relative button halves the number of steering wheel turns needed to turn the tractor around.

HIGHLIGHTS


- > Independent front axle suspension available as option
- > 4-wet disc brakes
- > 100% front differential lock
- > SDD available
- > Auto 4WD available

- 
- > Auto 4WD function allows to engage and disengage automatically 4WD according to steering angle and speed.



> High steering angle thanks to independent front axle suspension.

> SDD function halves the number of steering wheel turning required for lock-to-lock steering.



// LUXURIO

The innovative
Hydro Silent-Block
suspension maximise
operator comfort.



US COMFORT



// DRIVING POSITION

Unrivalled comfort for a range of best-in class machines.

The brand-new cabs equipping the Series 5 DF/DS/DV are concentrated packages of advanced technological solutions and ergonomics, offering previously unheard of levels of comfort for specialised tractors with mechanical transmissions. Available with a choice of three different mudguard sizes, all of the cab variants boast a modern 4-pillar structure to offer an unobstructed view of your working environment between the rows and a Hydro Silent-Block suspension as standard. All these cabs feature a completely flat floor, a steering wheel adjustable for reach and rake and a dashboard which adjusts

together with the steering wheel. With every detail designed in accordance with the most advanced and innovative ergonomic principles, the cab offers the most comfortable working environment in this class, making your job less tiring and more pleasant than ever. The controls are organised in the new console in accordance with the DEUTZ-FAHR brand's tried-and-tested colour-coded layout. The models of the new Series 5 DF/DS/DV are also available with an openable roof hatch to improve overhead visibility towards the rear when working with a pallet fork attachment mounted on the rear



> Cat. 4 filtration available.

HIGHLIGHTS

- > 4-post cab with flat floor
- > Cab suspended on Hydro Silent-Block
- > Cat.4 filtration available
- > Ergonomic side console with spool valves cross lever control
- > Lifiable rear top roof
- > In-cab PTO speed selector

lift. A Category 4 pressurised filtration system certified for use as PPE is also available as an option, to offer effective protection for the driver when applying crop treatments. The tall windscreen ensures unrestricted visibility even when working with implements straddling the vine row such as pruning and pre-pruning attachments. Excellent lateral visibility, on the other hand, is ensured by the generous glazing of the uncluttered 4-pillar structure. The cabs of the Series 5 DF/DS/DV can be configured with a choice of different

features and options to customise the tractor to suit your specific needs, including a Bluetooth audio system, a front openable windscreen, a smartphone holder with two USB ports and a holder for additional monitors and other devices. In addition to the standard halogen driving and working lights, a full LED light package is even available.



> Rear spool valves controlled by single levers or mechanical cross lever.



> In-cab PTO speed selector.

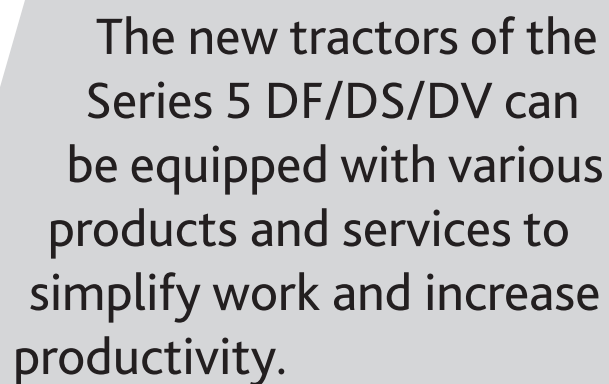


> LED position and direction lights.



The logo for SDF Smart features two green diagonal slashes on the left, followed by a grey circular icon with three interlocking shapes. To the right, the letters 'SDF' are in a bold orange font, and the word 'Smart' is in a grey sans-serif font.

// SDF Smart

A grey trapezoidal text box is positioned in the center-right of the page. It contains a paragraph of text. To the left of the box, a thin green line forms a crosshair shape.

The new tractors of the Series 5 DF/DS/DV can be equipped with various products and services to simplify work and increase productivity.



Farming Solutions



// AGRICULTURE 4.0: FULLY CONNECTED

State of the art technology for total connectivity.

Optimise operations. Increase efficiency. Linking machines, to the office and to any other external sources simplifies various work processes. SDF Smart Farming Solutions offer practical solutions for managing key data and staying connected at all times. The user is completely free to make his own choices and decisions at any time, while all data remain the sole property of the user.

SDF Fleet Management

With the new SDF Fleet Management application, SDF offers customisable solutions for the real-time management of key data concerning the operation of the machine. Our clients benefit significantly from being in total control of their machines and from the ability to manage a host of vital data, such as tracking data relative to activities. The SDF Fleet Management suite of applications is the centralised control interface for analysing telemetry data from DEUTZ-FAHR machines. Tractor data is transmitted in real time over a mobile internet connection to the application, which allows users to analyse, monitor and even optimise the use of their machinery.

The "map" view shows the location and status of machines or an entire fleet, and can also display historical data. On request, you can set up virtual fences to receive warnings if a machine leaves the area. Error messages may be forwarded to the technical support team of the dealership, and used to predict failure and reduce unnecessary machine down time.

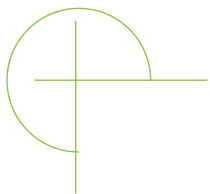


> Connect the 5 DF/DS/DV models with your dealer for fast and comfortable support.



> SDF Fleet Management gives access to machine relevant data at all times.





// MAXIMI PERFORMA

The extraordinary configurability of the new DEUTZ-FAHR Series 5 DF/DS/DV lets customers create the perfect machine for their specific needs, maximising performance while offering unprecedented levels of comfort in a tractor of this category.

SE MANANCE



TECHNICAL DATA	SERIES 5 DF				
	90	95	100	105	115
ENGINE					
Model		FARMotion 35	FARMotion 45	FARMotion 35	FARMotion 45
Emission level		Stage V			
Aspiration		Turbo Intercooler			
Injection @ pressure	Type	Common Rail @ 2000 bar			
Cylinder/Displacement	n°/cc	3/2887	4/3849	3/2887	4/3849
Max. power (ECE R120)	kW/HP	67/91	70/95	75/102	78/106 85/116
Power at rated engine speed (ECE R120)	kW/HP	63.5/86	66.4/90	71.1/97	74/101 80.6/110
Max torque @ 1400 rpm	Nm	372	389	417	433 472
Fuel tank capacity (with front lift/PTO)	l	81 (61)			
XL Fuel tank capacity (with front lift/PTO)	l	100 (80)			
AdBlue tank capacity	l	13			
TRANSMISSION - MECHANICAL SHUTTLE					
Number of speeds - 4 gears transmission		12+12 or 24+12 (with mechanical splitter) or 24+24 (with Hi-Lo 2-Powershift steps)			
Max. speed - 4 gears transmission	km/h	40			
Number of speeds - 5 gears transmission		15+15 or 30+15 (with mechanical splitter) or 30+30 (with Hi-Lo 2-Powershift steps) or 45+45 (with HML 3-Powershift steps)			
Max. speed - 5 gears transmission	km/h	40 ECO*			
TRANSMISSION - POWERSHUTTLE					
Number of speeds - 5 gears transmission		15+15 or 30+30 (with Hi-Lo 2-Powershift steps) or 45+45 (with HML 3-Powershift steps)			
Max. speed - 5 gears transmission	km/h	40 ECO*			
PTO					
PTO speeds		540/540ECO or 540/540ECO/1000			
Groundspeed PTO		○			
Front PTO 1000		○			
LIFT					
Electronic rear lift		●			
Rear lift capacity (STD/OPT)	kg	3130/3940			
Hydraulic right tie rod and stabilisers		○			
Front lift (1500 kg)		○			
HYDRAULICS					
Open centre hydraulic system (STD)	l/min	56			
Open centre hydraulic system with double pump (OPT)	l/min	68			
Rear spool valves (STD/OPT)	n°	2/3			
Flow regulator		○			
Rear free return		●			
Mid-mounted hydraulic ways - duplicated from rear (OPT)	n° of ways	2/4/5			
Mid-mounted free return		○			
BRAKES					
4 wheel braking		●			
Hydraulic trailer brake		○			
FRONT AXLE					
Electrohydraulic engagement for 4WD and Diff.Lock		●			
Auto 4WD		○			
Independent steering pump		●			
Steering Double Displacement (SDD)		○			
INDEPENDENT FRONT SUSPENDED AXLE (OPT)					
Adaptive-Damping, Active Self-Leveling functions		●			
Anti-Dive, Anti-Roll functions		●			
Differential Traction Control (DTC)		●			
CAB					
Flat floor		●			
Adjustable steering column		○			
Suspended on Hydro Silent-Block		●			
Cat.4 filtration system		○			
Liftable rear top roof		○			
Up to 6x LED working lights		○			
Bluetooth Radio		○			
CTM (EU)		○			

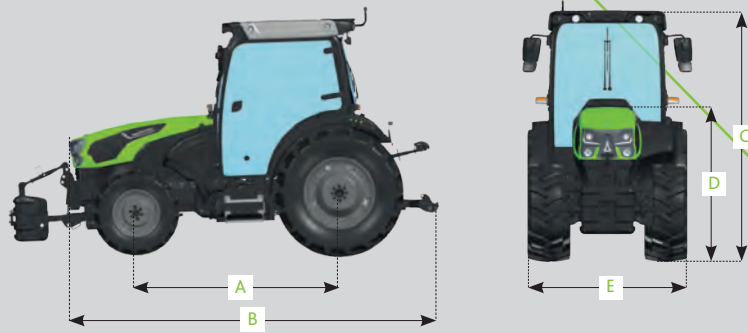
TECHNICAL DATA	SERIES 5 DS				
	90	95	100	105	115
ENGINE					
Model		FARMotion 35	FARMotion 45	FARMotion 35	FARMotion 45
Emission level		Stage V			
Aspiration		Turbo Intercooler			
Injection @ pressure	Type	Common Rail @ 2000 bar			
Cylinder/Displacement	n°/cc	3/2887	4/3849	3/2887	4/3849
Max. power (ECE R120)	kW/HP	67/91	70/95	75/102	78/106 85/116
Power at rated engine speed (ECE R120)	kW/HP	63.5/86	66.4/90	71.1/97	74/101 80.6/110
Max torque @ 1400 rpm	Nm	372	389	417	433 472
Fuel tank capacity (with front lift/PTO)	l	75 (55)			
XL Fuel tank capacity (with front lift/PTO)	l	100 (80)			
Super narrow mid mounted implements fuel tank capacity (with front lift/PTO)	l	-	73 (53)	-	73 (53)
AdBlue tank capacity	l	13			
TRANSMISSION - MECHANICAL SHUTTLE					
Number of speeds - 4 gears transmission		12+12 or 24+12 (with mechanical splitter) or 24+24 (with Hi-Lo 2-Powershift steps)			
Max. speed - 4 gears transmission	km/h	40			
Number of speeds - 5 gears transmission		15+15 or 30+15 (with mechanical splitter) or 30+30 (with Hi-Lo 2-Powershift steps) or 45+45 (with HML 3-Powershift steps)			
Max. speed - 5 gears transmission	km/h	40 ECO*			
TRANSMISSION - POWERSHUTTLE					
Number of speeds - 5 gears transmission		15+15 or 30+30 (with Hi-Lo 2-Powershift steps) or 45+45 (with HML 3-Powershift steps)			
Max. speed - 5 gears transmission	km/h	40 ECO*			
PTO					
PTO speeds		540/540ECO or 540/540ECO/1000			
Groundspeed PTO		○			
Front PTO 1000		○			
LIFT					
Electronic rear lift		●			
Rear lift capacity (STD/OPT)	kg	2600			
Hydraulic right tie rod and stabilisers		○			
Front lift (1500 kg)		○			
HYDRAULICS					
Open centre hydraulic system (STD)	l/min	56			
Open centre hydraulic system with double pump (OPT)	l/min	68			
Rear spool valves (STD/OPT)	n°	2/3			
Flow regulator		○			
Rear free return		●			
Mid-mounted hydraulic ways - duplicated from rear (OPT)	n° of ways	2/4/5			
Mid-mounted free return		○			
BRAKES					
4 wheel braking		●			
Hydraulic trailer brake		○			
FRONT AXLE					
Electrohydraulic engagement for 4WD and Diff.Lock		●			
Auto 4WD		○			
Independent steering pump		●			
Steering Double Displacement (SDD)		○			
INDEPENDENT FRONT SUSPENDED AXLE (OPT)					
Adaptive-Damping, Active Self-Levelling functions		●			
Anti-Dive, Anti-Roll functions		●			
Differential Traction Control (DTC)		●			
CAB					
Flat floor		●			
Adjustable steering column		○			
Suspended on Hydro Silent-Block		●			
Cat. 4 filtration system		○			
Liftable rear top roof		○			
Up to 6x LED working lights		○			
Bluetooth Radio		○			
CTM (EU)		○			

TECHNICAL DATA	SERIES 5 DV				
	90	95	100	105	115
ENGINE					
Model		FARMotion 35	FARMotion 45	FARMotion 35	FARMotion 45
Emission level		Stage V			
Aspiration		Turbo Intercooler			
Injection @ pressure	Type	Common Rail @ 2000 bar			
Cylinder/Displacement	n°/cc	3/2887	4/3849	3/2887	4/3849
Max. power (ECE R120)	kW/HP	67/91	70/95	75/102	78/106 85/116
Power at rated engine speed (ECE R120)	kW/HP	63.5/86	66.4/90	71.1/97	74/101 80.6/110
Max torque @ 1400 rpm	Nm	372	389	417	433 472
Fuel tank capacity (with front lift/PTO)	l	75 (55)			
XL Fuel tank capacity (with front lift/PTO)	l	100 (80)			
AdBlue tank capacity	l	13			
TRANSMISSION - MECHANICAL SHUTTLE					
Number of speeds - 5 gears transmission		15+15 or 30+15 (with mechanical splitter) or 30+30 (with Hi-Lo 2-Powershift steps) or 45+45 (with HML 3-Powershift steps)			
Max. speed - 5 gears transmission	km/h	40			
TRANSMISSION - POWERSHUTTLE					
Number of speeds - 5 gears transmission		15+15 or 30+30 (with Hi-Lo 2-Powershift steps) or 45+45 (with HML 3-Powershift steps)			
Max. speed - 5 gears transmission	km/h	40			
PTO					
PTO speeds		540/540ECO or 540/540ECO/1000			
Groundspeed PTO		○			
Front PTO 1000		○			
LIFT					
Electronic rear lift		●			
Rear lift capacity (STD/OPT)	kg	2600			
Hydraulic right tie rod and stabilisers		○			
Front lift (1500 kg)		○			
HYDRAULICS					
Open centre hydraulic system (STD)	l/min	56			
Open centre hydraulic system with double pump (OPT)	l/min	68			
Rear spool valves (STD/OPT)	n°	2/3			
Flow regulator		○			
Rear free return		●			
Mid-mounted hydraulic ways - duplicated from rear (OPT)	n° of ways	2/4/5			
Mid-mounted free return		○			
BRAKES					
4 wheel braking		●			
Hydraulic trailer brake		○			
FRONT AXLE					
Electrohydraulic engagement for 4WD and Diff.Lock		●			
Auto 4WD		○			
Independent steering pump		●			
Steering Double Displacement (SDD)		○			
INDEPENDENT FRONT SUSPENDED AXLE (OPT)					
Adaptive-Damping, Active Self-Levelling functions		●			
Anti-Dive, Anti-Roll functions		●			
Differential Traction Control (DTC)		●			
CAB					
Flat floor		●			
Adjustable steering column		○			
Suspended on Hydro Silent-Block		●			
Cat.4 filtration system		○			
Liftable rear top roof		○			
Up to 6x LED working lights		○			
Bluetooth Radio		○			
CTM (EU)		○			

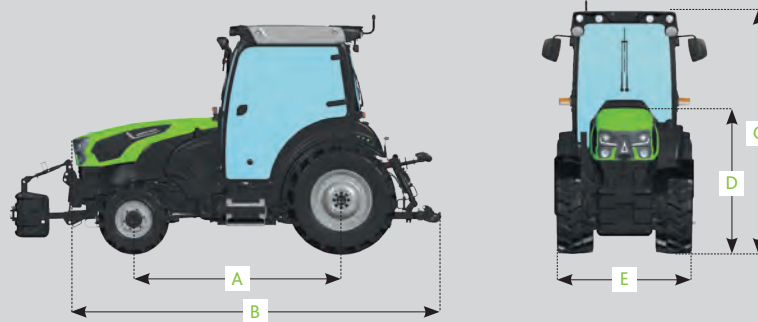
● = standard ○ = option - = not available

* engine rpm at max speed varies according to rear tyre size

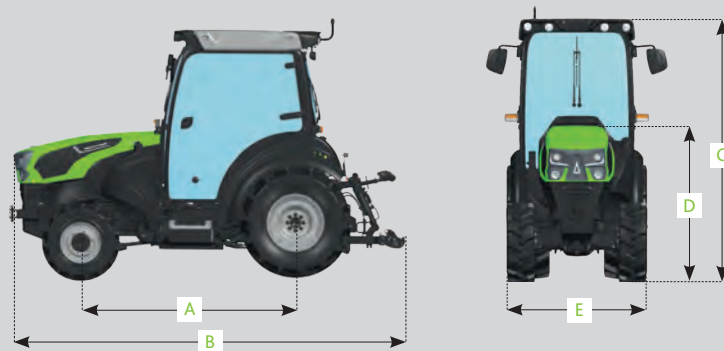
Technical data and figures are only provided for guidance. DEUTZ-FAHR is committed to continuously adapting its products to your requirements and therefore reserves the right to make updates without prior notice.



SERIES 5 DF		90	95	100	105	115
DIMENSIONS						
With front tyre	Size	300/70 R20				
With rear tyre	Size	420/70 R28				
Wheelbase (A)	mm	2044	2174	2044	2174	
Max. length (B)	mm	3670	3800	3670	3800	
Total height - CAB (C)	mm	2520				
Height at bonnet (D)	mm	1475				
Width (E)	mm	1624				
Weight - CAB	kg	3290-3880	3515-4105	3290-3880	3515-4105	
Total admissible load	kg	5200				




SERIES 5 DS		90	95	100	105	115
DIMENSIONS						
With front tyre	Size	280/70 R18				
With rear tyre	Size	380/70 R28				
Wheelbase (A)	mm	2086	2216	2086	2216	
Max. length (B)	mm	3670	3800	3670	3800	
Total height - CAB (C)	mm	2495				
Height at bonnet (D)	mm	1475				
Width (E)	mm	1380				
Weight - CAB	kg	3265-3865	3320-3920	3265-3865	3320-3920	
Total admissible load	kg	5000				



SERIES 5 DV		90	95	100	105	115
DIMENSIONS						
With front tyre	Size	180/95 R16				
With rear tyre	Size	280/85 R24				
Wheelbase (A)	mm	2086	2216	2086	2216	
Max. length (B)	mm	3670	3800	3670	3800	
Total height - CAB (C)	mm	2395				
Height at bonnet (D)	mm	1440				
Width (E)	mm	1166				
Weight - CAB	kg	3180-3690	3235-3745	3180-3690	3235-3745	
Total admissible load	kg	5000				



Follow us on   

DEUTZ-FAHR is a brand of  SDF

To discover more please contact your dealer or visit deutz-fahr.com

Marketing-Communication Service - Code 308.8921.3.4.0 - 05/24

